





# liberoCONFIG

## Release Notification 17. Dec. 2020

liberoCONFIG & SmartStart version 2020.12.1.0

A release notification informs ELPRO key customers of upcoming new products or changes to existing products. ELPRO is solely issuing release notifications for customer-relevant changes. ELPRO defines customer-relevant changes as changes that are visible/notable/testable by the customer in functionality or material of any key component.

ELPRO performed a full qualification of the product. «Required customer actions» gives a recommendation on how to handle the announced new product in the customer qualification.

	Created by	Released by
Name	Simon Kaufmann	Armin Feurstein
Date	17. Dec. 2020	17. Dec. 2020
Signature		

# 1. Overview of changes

Change No.	Title	Effect on Qualification*	Impact		Effective date
			liberoCONFIG	SmartStart	
1	Update of liberoCONFIG	minor	x	x	December 2020

\* Definitions of Effect:

**Minor:** Change in materials or functionality that is not affecting existing functionality and/or new functionality (that is not affecting existing functionality). No changes in processes and upgrade/change in customer's qualification documentation are needed.

**Major:** Change in materials or functionality that is affecting existing functionality. Suggested changes in processes and upgrade/change in customer's qualification documentation needed.

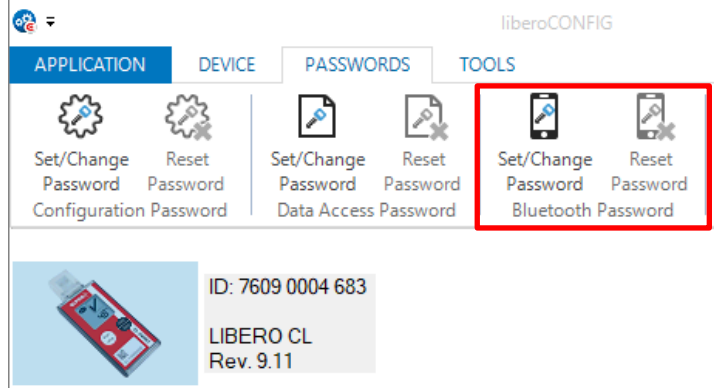
## 2. Changes in detail

### 2.1 Support for LIBERO CE / CH / CL; Discontinuation of support for LIBERO Tx family

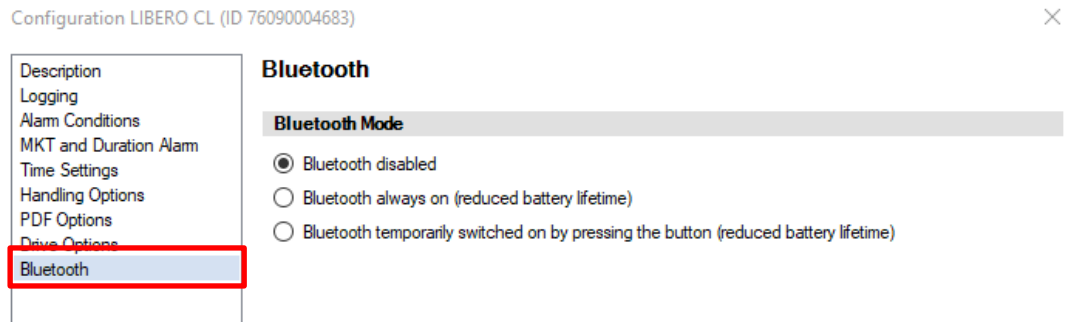
- Support for LIBERO CH, LIBERO CL and LIBERO CE (from Firmware version 9.12) added;

This includes the following new functionality

- Possibility to set/change or reset a Bluetooth Password in the ribbon “Passwords”



- In the Configuration ribbon, a new section “Bluetooth” has been added. Three different Bluetooth modes are available:



- Possibility to define a Bluetooth Password for a SmartStart



- In the Configuration ribbon, section “Logging”, there is a new possibility to apply Alarm Activation criteria when switching ON again after alarming OFF mode

**Alarm Activation**

At time of start

After start delay  Minutes

Log values before alarm activation

Also apply when alarming is switched ON again after alarming OFF mode

By pressing the Start button again

Log values before alarm activation

When temperature equal or below H1

Log values before alarm activation

Also apply when alarming is switched ON again after alarming OFF mode

file

- In the Configuration ribbon, section “PDF options”, there is a new option to hide the list of events in the PDF report (page 2)

PDF Options  
Drive Options  
Bluetooth

Lower Limit  °C Upper Limit  °C

**PDF Report Customizing**

Hide Alarm Conditions in PDF report

Hide Alarm Status in PDF report

Hide Logging Results in PDF report

Hide Chart in PDF report

Hide Alarm Indicator in PDF report

Hide List of Events in PDF report

- Discontinuation of support for LIBERO Tx family  
Customers are asked to also keep version of liberoCONFIG used so far when continuing to use loggers of Tx family (for remaining period of availability) in parallel to new LIBERO CE/CH/CL loggers

- Following table shows compatibility of liberoCONFIG with LIBERO logger portfolio:

Device	liberoCONFIG 2020.7.1.0 (existing)	liberoCONFIG 2020.12.1.0 (new release)
LIBERO CB	✓	✓
LIBERO CS	✓	✓
LIBERO CI	✓	✓
LIBERO CD	✓	✓
LIBERO CE	✓	✓
LIBERO CE (BLE)	✗	✓
LIBERO CL (BLE)	✗	✓
LIBERO CH (BLE)	✗	✓
LIBERO Ti1	✓	✗
LIBERO Ti1-L	✓	✗
LIBERO Ti1-S	✓	✗
LIBERO THi1	✓	✗
LIBERO THi1-S	✓	✗
LIBERO THi1-Y	✓	✗
LIBERO Te1-P	✓	✗
LIBERO Te1-PY	✓	✗
LIBERO Te1-PS	✓	✗
LIBERO Te1-N	✓	✗
LIBERO Te1-NY	✓	✗
LIBERO Te1-U	✓	✗
LIBERO W	✓	✓

## 3. Required customer actions

### 3.1 General

All changes have been developed, tested and validated according to the strict ELPRO internal guidelines following the V-Model and GAMP5.

### 3.2 Recommendations

Generally the upgrade to this version of liberoCONFIG and SmartStart is recommended for all customers using LIBERO devices that are compatible with the new version.

No configuration details or handling instructions need to be changed as the menus appear in the same look and feel as the previous version

Customers planning to use LIBERO CE (from Firmware version 9.12), LIBERO CH or LIBERO CL should update to this version.

The version 2020.12.1.0 of liberoCONFIG is available for download at [www.elpro.com/downloads](http://www.elpro.com/downloads).